




- Installation and wiring of luminaire must be in accordance with all applicable local codes.
- Installation, inspection, and maintenance of luminaires should be performed by a qualified electrician.
- DO NOT make or alter any open holes in the luminaire. Do not modify the luminaire.
- DO NOT install damaged product.
- Make sure electrical power is OFF before and during installation and maintenance.
- Make sure the equipment is properly grounded.
- Make sure the supply voltage is same as the rated fixture voltage.



| Length | Size A(mm) | Size B(mm)/Size C(mm) |
|--------|------------|-----------------------|
| 600mm | 620mm | 75 |
| 1200mm | 1152mm | 75 |
| 1500mm | 1452mm | 75 |

Wiring Method:

- Single wired



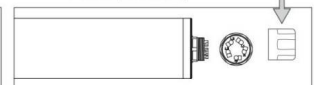
- Linkable (Double wired)



How many LED fixtures we could connect on one line

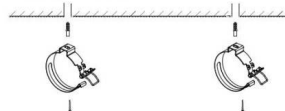
| | Input Voltage | Max Qty |
|--------------------|---------------|---------|
| 1.5mm ² | 230VAC/20W | 54 |
| | 230VAC/35W | 36 |
| | 230VAC/50W | 27 |

take out old cap then install the waterproof end cap

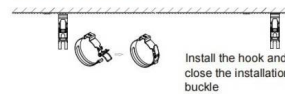


Ceiling mounted:

Make a right position and screw hole on Ceiling
Fix the clip into ceiling



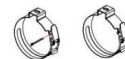
Install the lamp into the clips.



Fixed the light

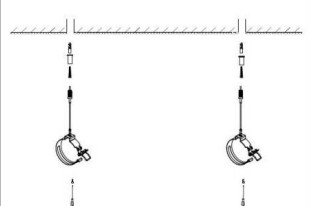


Installing split pins with hand




Suspension with steel cable:

Make a right position and fix the clip



Install the lamp into the clips.
Install the hook and close the installation buckle.
Then adjust the length of suspension kits.

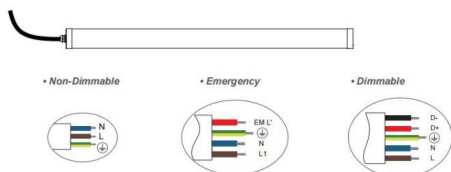


Installing split pins with hand



Connecting Power Supply:

• Single wired



Connecting Power Supply:

• Linkable (Double wired)



Accessory:



Tools:



Safety notes:

The installation and connection of the luminaire must be done when power switched off and by qualified people.

Make sure no electrical power during installation.

Max current should not exceed 16A in one power feed in circuit.

The light source contained in this luminaire shall only be replaced by the manufacturer or his service agent or a similar qualified person.

D This product contains a light source of energy efficiency class D.